

National Correct Coding Initiative (NCCI) Procedure-to-Procedure lookup tool

Before accessing the NCCI procedure-to-procedure lookup tool, you must accept all terms and conditions contained in the agreement license by clicking the button labeled "Accept".

NCCI procedure-to-procedure lookup

The National Correct Coding Initiative (NCCI) procedure-to-procedure (PTP) lookup tool is designed to help providers identify when certain codes are subject to the automated code pair edits. Search for coding pairs by entering a procedure code and the performing date(s) of service. The search results display two coding pair lists; refer to the Major-to-Minor and the Minor-to-Major tabs.

When two codes of an edit pair are identified, the major/column 1 code is eligible for payment and the minor/column 2 code is denied with claim adjustment reason code (CARC) [CQ236](#). However, both codes may be eligible for payment when the modifier/policy indicator 1 (allowed) is present and an appropriate modifier is appended to the minor/column 2 code on the claim.

*** Required**

Procedure code *

Date of service * 

Note: To ensure the correct data is returned, it is imperative that you search using the specific date of service.

Search

[Reset](#)

The National Correct Coding Initiative (NCCI) was implemented to promote national correct coding methodologies and to control improper coding leading to inappropriate payment. The NCCI procedure-to-procedure (PTP) lookup tool is designed to help providers identify when certain codes are subject to the automated prepayment edits.

NCCI procedure-to-procedure lookup

The National Correct Coding Initiative (NCCI) procedure-to-procedure (PTP) lookup tool is designed to help providers identify when certain codes are subject to the automated code pair edits. Search for coding pairs by entering a procedure code and the performing date(s) of service. The search results display two coding pair lists; refer to the Major-to-Minor and the Minor-to-Major tabs.

When two codes of an edit pair are identified, the major/column 1 code is eligible for payment and the minor/column 2 code is denied with claim adjustment reason code (CARC) [CQ236](#). However, both codes may be eligible for payment when the modifier/policy indicator 1 (allowed) is present and an appropriate modifier is appended to the minor/column 2 code on the claim.

*** Required**

Procedure code *

Date of service * 

Note: To ensure the correct data is returned, it is imperative that you search using the specific date of service.

Search

[Reset](#)

To determine if a procedure code is subject to pairing edits, enter the procedure code and date of service into the lookup tool and click the 'Search' button.

Note: To ensure the correct data is returned, it is imperative that you search using the specific date of service.

NCCI procedure-to-procedure lookup

The National Correct Coding Initiative (NCCI) procedure-to-procedure (PTP) lookup tool is designed to help providers identify when certain codes are subject to the automated code pair edits. Search for coding pairs by entering a procedure code and the performing date(s) of service. The search results display two coding pair lists; refer to the Major-to-Minor and the Minor-to-Major tabs.

When two codes of an edit pair are identified, the major/column 1 code is eligible for payment and the minor/column 2 code is denied with claim adjustment reason code (CARC) [CQ236](#). However, both codes may be eligible for payment when the modifier/policy indicator 1 (allowed) is present and an appropriate modifier is appended to the minor/column 2 code on the claim.

*** Required**

Procedure code *

Date of service * 

Note: To ensure the correct data is returned, it is imperative that you search using the specific date of service.

Search

[Reset](#)

Click the 'Search' button.

First Coast Service Options

PTP search results

Note: The column 2/minor code should not be reported with the column 1/major code unless documentation supports medical necessity for both services performed (same date of service / same provider), and the modifier policy indicator is equal to "1". In this case, an appropriate modifier is appended to the column 2/minor code.

Do not report column 2/minor or mutually exclusive codes when the modifier policy indicator is equal to "0".

Note: Use the search box above each column to narrow the results. Press 'Enter' to launch your specific search. To clear the search fields, click on the eraser icon located at in the upper left-hand corner of the table.

Major-to-Minor **Minor-to-Major**

Search major code	Search minor code	Search effective date	Search modifier/policy indic
Major Code/Column 1	Minor Code/Column 2	Effective Date	Modifier/Policy Indicator
99211	0359T	2014-10-01	1 - Allowed
99211	0360T	2014-10-01	1 - Allowed
99211	0361T	2014-10-01	1 - Allowed
99211	0362T	2014-10-01	1 - Allowed
99211	0363T	2014-10-01	1 - Allowed
99211	0364T	2014-10-01	1 - Allowed
99211	0365T	2014-10-01	1 - Allowed
99211	0366T	2014-10-01	1 - Allowed
99211	0367T	2014-10-01	1 - Allowed
99211	0368T	2014-10-01	1 - Allowed
99211	0369T	2014-10-01	1 - Allowed

The results will be displayed below.

Included in the results are two tabs which identify the Major-to-Minor and Minor-to-Major coding pair edit relationships.

First Coast Service Options

PTP search results

Note: The column 2/minor code should not be reported with the column 1/major code unless documentation supports medical necessity for both services performed (same date of service / same provider), and the modifier policy indicator is equal to "1". In this case, an appropriate modifier is appended to the column 2/minor code.

Do not report column 2/minor or mutually exclusive codes when the modifier policy indicator is equal to "0".

Note: Use the search box above each column to narrow the results. Press 'Enter' to launch your specific search. To clear the search fields, click on the eraser icon located at in the upper left-hand corner of the table.

Major-to-Minor		Minor-to-Major		
Search major code	Search minor code	Search effective date	Search modifier/policy indic	
Major Code/Column 1	Minor Code/Column 2	Effective Date	Modifier/Policy Indicator	
99211	0359T	2014-10-01	1 - Allowed	
99211	0360T	2014-10-01	1 - Allowed	
99211	0361T	2014-10-01	1 - Allowed	
99211	0362T	2014-10-01	1 - Allowed	
99211	0363T	2014-10-01	1 - Allowed	
99211	0364T	2014-10-01	1 - Allowed	
99211	0365T	2014-10-01	1 - Allowed	
99211	0366T	2014-10-01	1 - Allowed	
99211	0367T	2014-10-01	1 - Allowed	
99211	0368T	2014-10-01	1 - Allowed	
99211	0369T	2014-10-01	1 - Allowed	

Major-to-Minor

The tool will default to the Major-to-Minor pairing edits relationship and list the procedure code entered in the Major Code/Column 1.

When an edit pair is identified, the procedure code listed under Major Code/Column 1 is eligible for payment.

Any minor codes associated with this procedure code will be listed in the Minor Code/Column 2.

Note: The column 2/minor code should not be reported with the column 1/major code unless documentation supports medical necessity for both services performed (same date of service / same provider), and the modifier policy indicator is equal to "1". In this case, an appropriate modifier is appended to the column 2/minor code.

Do not report column 2/minor or mutually exclusive codes when the modifier policy indicator is equal to "0".

The effective date of the coding pair edit is listed in the third column.

First Coast Service Options

PTP search results

Note: The column 2/minor code should not be reported with the column 1/major code unless documentation supports medical necessity for both services performed (same date of service / same provider), and the modifier policy indicator is equal to "1". In this case, an appropriate modifier is appended to the column 2/minor code.

Do not report column 2/minor or mutually exclusive codes when the modifier policy indicator is equal to "0".

Note: Use the search box above each column to narrow the results. Press 'Enter' to launch your specific search. To clear the search fields, click on the eraser icon located at in the upper left-hand corner of the table.

Major-to-Minor		Minor-to-Major	
Search major code	Search minor code	Search effective date	Search modifier/policy indic
Major Code/Column 1	Minor Code/Column 2	Effective Date	Modifier/Policy Indicator
99211	0359T	2014-10-01	1 - Allowed
99211	0360T	2014-10-01	1 - Allowed
99211	0361T	2014-10-01	1 - Allowed
99211	0362T	2014-10-01	1 - Allowed
99211	0363T	2014-10-01	1 - Allowed
99211	0364T	2014-10-01	1 - Allowed
99211	0365T	2014-10-01	1 - Allowed
99211	0366T	2014-10-01	1 - Allowed
99211	0367T	2014-10-01	1 - Allowed
99211	0368T	2014-10-01	1 - Allowed
99211	0369T	2014-10-01	1 - Allowed

The results will be displayed below.

Included in the results are two tabs which identify the Major-to-Minor and Minor-to-Major coding pair edit relationships.

Refer to the Modifier/Policy Indicator column to determine payment eligibility.

1 – Allowed: Both codes may be eligible for payment when an appropriate modifier is appended to the Minor/Column 2 code on the claim.

0 - Not Allowed: The codes listed under Minor Code/Column 2 will be denied with claim adjustment reason code (CARC) CO236.





First Coast Service Options

PTP search results

Note: The column 2/minor code should not be reported with the column 1/major code unless documentation supports medical necessity for both services performed (same date of service / same provider), and the modifier policy indicator is equal to "1". In this case, an appropriate modifier is appended to the column 2/minor code.

Do not report column 2/minor or mutually exclusive codes when the modifier policy indicator is equal to "0".

Note: Use the search box above each column to narrow the results. Press 'Enter' to launch your specific search. To clear the search fields, click on the eraser icon located at in the upper left-hand corner of the table.

Major-to-Minor		Minor-to-Major		
 Search major code	 Search minor code	 Search effective date	 Search modifier/policy indic:	
Major Code/Column 1	Minor Code/Column 2	Effective Date	Modifier/Policy Indicator	
14060	99211	2013-07-01	1 - Allowed	
44126	99211	2013-07-01	1 - Allowed	
25078	99211	2013-07-01	1 - Allowed	
25085	99211	2013-07-01	1 - Allowed	
64642	99211	2014-01-01	1 - Allowed	
64643	99211	2014-01-01	1 - Allowed	
50785	99211	2013-07-01	1 - Allowed	
50800	99211	2013-07-01	1 - Allowed	
39200	99211	2013-07-01	1 - Allowed	
39220	99211	2013-07-01	1 - Allowed	
28010	99211	2013-07-01	1 - Allowed	

Minor-to-Major

You may also review the pairing edit relationships when the procedure code entered is a minor code.

Simply click the Minor-to-Major tab to locate all major codes associated with the procedure code entered.

The Effective Date and Modifier/Policy Indicator columns will now reflect the data based on the procedure code entered as the minor code.

First Coast Service Options

PTP search results

Note: The column 2/minor code should not be reported with the column 1/major code unless documentation supports medical necessity for both services performed (same date of service / same provider), and the modifier policy indicator is equal to "1". In this case, an appropriate modifier is appended to the column 2/minor code.

Do not report column 2/minor or mutually exclusive codes when the modifier policy indicator is equal to "0".

Note: Use the search box above each column to narrow the results. Press 'Enter' to launch your specific search. To clear the search fields, click on the eraser icon located at in the upper left-hand corner of the table.

Major-to-Minor		Minor-to-Major			
<input type="text" value="Search major code"/>		<input type="text" value="Search minor code"/>		<input type="text" value="Search effective date"/>	<input type="text" value="Search modifier/policy indic"/>
Major Code/Column 1	Minor Code/Column 2	Effective Date	Modifier/Policy Indicator		
14060	99211	2013-07-01	1 - Allowed		
44126	99211	2013-07-01	1 - Allowed		
25078	99211	2013-07-01	1 - Allowed		
25085	99211	2013-07-01	1 - Allowed		
64642	99211	2014-01-01	1 - Allowed		
64643	99211	2014-01-01	1 - Allowed		
50785	99211	2013-07-01	1 - Allowed		
50800	99211	2013-07-01	1 - Allowed		
39200	99211	2013-07-01	1 - Allowed		
39220	99211	2013-07-01	1 - Allowed		
28010	99211	2013-07-01	1 - Allowed		

You may narrow your search by typing specific codes, dates, or indicators in the search boxes above each column.

First Coast Service Options

PTP search results

Note: The column 2/minor code should not be reported with the column 1/major code unless documentation supports medical necessity for both services performed (same date of service / same provider), and the modifier policy indicator is equal to "1". In this case, an appropriate modifier is appended to the column 2/minor code.

Do not report column 2/minor or mutually exclusive codes when the modifier policy indicator is equal to "0".

Note: Use the search box above each column to narrow the results. Press 'Enter' to launch your specific search. To clear the search fields, click on the eraser icon located at in the upper left-hand corner of the table.

Major-to-Minor		Minor-to-Major	
Search major code	Search minor code	Search effective date	Search modifier/policy indicator
Major Code/Column 1	Minor Code/Column 2	Effective Date	Modifier/Policy Indicator
14060	99211	2013-07-01	1 - Allowed
44126	99211	2013-07-01	1 - Allowed
25078	99211	2013-07-01	1 - Allowed
25085	99211	2013-07-01	1 - Allowed
64642	99211	2014-01-01	1 - Allowed
64643	99211	2014-01-01	1 - Allowed
50785	99211	2013-07-01	1 - Allowed
50800	99211	2013-07-01	1 - Allowed
39200	99211	2013-07-01	1 - Allowed
39220	99211	2013-07-01	1 - Allowed
78010	99211	2013-07-01	1 - Allowed

Type a keyword into the appropriate search box and press 'Enter'.

Note: When searching by Effective Date, enter the same format as shown the results: YYYY-MM-DD.

When searching by Policy Indicator, type '0' or '1' within the 'Search modifier/policy indicator' search box.





First Coast Service Options

PTP search results

Note: The column 2/minor code should not be reported with the column 1/major code unless documentation supports medical necessity for both services performed (same date of service / same provider), and the modifier policy indicator is equal to "1". In this case, an appropriate modifier is appended to the column 2/minor code.

Do not report column 2/minor or mutually exclusive codes when the modifier policy indicator is equal to "0".

Note: Use the search box above each column to narrow the results. Press 'Enter' to launch your specific search. To clear the search fields, click on the eraser icon located at in the upper left-hand corner of the table.

Major-to-Minor		Minor-to-Major	
 Search major code	 Search minor code	 Search effective date	 Search modifier/policy indic:
Major Code/Column 1	Minor Code/Column 2	Effective Date	Modifier/Policy Indicator
14060	99211	2013-07-01	1 - Allowed
44126	99211	2013-07-01	1 - Allowed
25078	99211	2013-07-01	1 - Allowed
25085	99211	2013-07-01	1 - Allowed
64642	99211	2014-01-01	1 - Allowed
64643	99211	2014-01-01	1 - Allowed
50785	99211	2013-07-01	1 - Allowed
50800	99211	2013-07-01	1 - Allowed
39200	99211	2013-07-01	1 - Allowed
39220	99211	2013-07-01	1 - Allowed
28010	99211	2013-07-01	1 - Allowed

To return to the full list of results, click on the eraser icon located in the upper left-hand corner of the table.

NCCI procedure-to-procedure lookup

The National Correct Coding Initiative (NCCI) procedure-to-procedure (PTP) lookup tool is designed to help providers identify when certain codes are subject to the automated code pair edits. Search for coding pairs by entering a procedure code and the performing date(s) of service. The search results display two coding pair lists; refer to the Major-to-Minor and the Minor-to-Major tabs.

When two codes of an edit pair are identified, the major/column 1 code is eligible for payment and the minor/column 2 code is denied with claim adjustment reason code (CARC) [CQ236](#). However, both codes may be eligible for payment when the modifier/policy indicator 1 (allowed) is present and an appropriate modifier is appended to the minor/column 2 code on the claim.

*** Required**

Procedure code *

Date of service * 

Note: To ensure the correct data is returned, it is imperative that you search using the specific date of service.

Search

[Reset](#)

Note: Click 'Reset' link to clear all results and launch a new edit search